

Name: _____

Date: _____



Pick a prompt from the list or make up your own idea. Use this space to plan your story. Write words, draw bubbles, or list details that will help you tell what happens.

Stick your prompt here
or write your own



Who was
there?

Where did it
happen?

What happened
first?

How did
they feel?

What did they
learn?

www.buildmystory.com



☒ **Brainstorm**



☐ **Plan**



☐ **Write**



☐ **Build My Story**

Kindness Monsters

What goes wrong?

Climax (Problem)



Name: _____

Rising Action (Build-up)



What was the problem solved?


Falling Action (Resolution)



Exposition (Beginning)



Ending



☐ Brainstorm



☒ Plan



☐ Write



☐ Build My Story

Monster Profile

Name: _____

Date: _____



This page helps you create your main character for your story. You'll fill in details about who they are, what they look like, and even draw them. Later, you'll use this profile to guide your writing and bring your character to life in Build My Story.

My Character Is: ☐ A Human ☐ An Animal ☒ Fictional

Monster Name

Draw Your Monster



What do they look like?

What are they wearing?

www.buildmystory.com




☐ Brainstorm



☒ Plan



☐ Write



☐ Build My Story



You are the storyteller!

Use your Story Mountain to write a short version of your story. Just a few lines is all you need.

Build My Story will help you turn it into a full book!



+



+



+



+



Beginning

Rising Action

Climax

Resolution

Reflection



I was...



Then...



Suddenly...



Because of that, I...



In the end,...

www.buildmystory.com



☐ Brainstorm



☐ Plan



☒ Write



☐ Build My Story

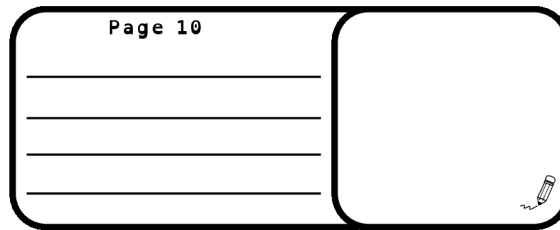
Option 2: Full Story



You are the storyteller!
Use the lines to write what will happen on each page of your book.

When you finish, you'll have all 11 pages planned and ready to put into Build My Story.

This is where you write your story



This is where you get to draw what image you might want



Page 1 →

Exposition (Beginning):

Introduce your setting and characters



Pages 2-4 →

Rising Action:

Show what your characters are doing and build up to the problem.



Pages 5-6 →

Climax:

Show the BIG problem or exciting event.



Pages 7-9 →

Falling Action:

Show how the characters try to solve the problem and what happens next.



Pages 10-11 →

Ending:

Show how everything finishes and how the characters feel.

www.buildmystory.com



☐ Brainstorm



☐ Plan



☒ Write



☐ Build My Story



Page 1



Page 2



Page 3



Author Name



☐ Brainstorm



☐ Plan



☒ Write



☐ Build My Story



Page 4



Page 5



Page 6



Author Name



☐ Brainstorm



☐ Plan



☒ Write



☐ Build My Story



Page 7



Page 8



Page 9



Author Name



☐ Brainstorm



☐ Plan



☒ Write



☐ Build My Story





Page 10



Page 11



Author Name: _____



☐ Brainstorm



☐ Plan



☒ Write



☐ Build My Story